





District Health Assessment for Multiple District 12 through January 2025

		Clubs							Membership							Member Strength		Cancellation		Reports			Finance	Leadership			
District Name	Status/ Number of Months in Status *	Active Clubs	Clubs in Status Quo	Total Clubs	% Status Quo Clubs in Financial Suspension	New Clubs	Cancelled Clubs	YTD Net Club Gain/ Loss	Current Members In Active Clubs	Current Members In Status Quo Clubs	Current Total Members Count	YTD Add	YTD Drop	YTD NetGrowth (includes Active and Status Quo)	YTD NetGrowth% (includes Active and Status Quo)	Member Count 12 Months Ago	Average Member Count Per Club	% of Clubs with less than 20 members	Average Cancelled Club Age	Members Lost Due to Cancelled Clubs	% of Clubs Reporting Service	% No MMR in 3 Months	% No Officer Report in 12 months	% of Clubs with balance 90+ days	Number of Zone Chairs Recorded	Number of Region Chairs Recorded	District Officers Vacancies **
12 L	T(24)	30	0	30	0%	0	0	0	637	0	637	106	57	49	8.33%	605	21	47%	0	0	33%	33%	0%	3%	7	0	
12 I	T(24)	33	0	33	0%	0	2	-2	792	0	792	54	77	-23	-2.82%	840	24	48%	65	13	61%	33%	9%	6%	0	0	GST
12 O	T(24)	29	0	29	0%	0	1	-1	566	0	566	36	39	-3	-0.53%	599	20	72%	58	8	34%	72%	14%	0%	0	0	
12 N	T(24)	36	0	36	0%	0	1	-1	738	0	738	41	58	-17	-2.25%	770	21	56%	3	23	75%	53%	3%	3%	0	0	
12 S	T(24)	35	0	35	0%	0	1	-1	792	0	792	40	59	-19	-2.34%	831	23	54%	31	16	23%	57%	0%	9%	4	4	
		163	0	163	0%	0	5	-5	3525	0	3525	277	290	-13	-0.37%	3,645	22	55%	44	60	46%	50%	5%	4%	11	4	




District Health Assessment for Multiple District 18 through January 2025

		Clubs							Membership							Member Strength		Cancellation		Reports			Finance	Leadership			
District Name	Status/ Number of Months in Status *	Active Clubs	Clubs in Status Quo	Total Clubs	% Status Quo Clubs in Financial Suspension	New Clubs	Cancelled Clubs	YTD Net Club Gain/ Loss	Current Members In Active Clubs	Current Members In Status Quo Clubs	Current Total Members Count	YTD Add	YTD Drop	YTD NetGrowth (includes Active and Status Quo)	YTD NetGrowth% (includes Active and Status Quo)	Member Count 12 Months Ago	Average Member Count Per Club	% of Clubs with less than 20 members	Average Cancelled Club Age	Members Lost Due to Cancelled Clubs	% of Clubs Reporting Service	% No MMR in 3 Months	% No Officer Report in 12 months	% of Clubs with balance 90+ days	Number of Zone Chairs Recorded	Number of Region Chairs Recorded	District Officers Vacancies **
18 L	T(24)	42	0	42	0%	0	2	-2	1134	0	1134	65	100	-35	-2.99%	1,157	27	40%	3	25	40%	52%	14%	17%	6	2	GST
18 I	T(24)	46	0	46	0%	0	1	-1	898	0	898	61	85	-24	-2.60%	924	20	59%	90	2	57%	43%	0%	4%	17	0	
18 O	T(24)	40	0	40	0%	0	0	0	786	0	786	48	38	10	1.29%	809	20	63%	0	0	20%	50%	5%	0%	0	0	
18 N	T(24)	46	0	46	0%	0	2	-2	1026	0	1026	52	71	-19	-1.82%	1,095	22	59%	62	15	50%	57%	0%	0%	6	3	
		174	0	174	0%	0	5	-5	3844	0	3844	226	294	-68	-1.74%	3,985	22	55%	44	42	43%	51%	5%	5%	29	5	




District Health Assessment for Multiple District 30 through January 2025

<div></div> <div>Status/ Number of Months in Status *</div>		Clubs							Membership							Member Strength		Cancellation		Reports			Finance		Leadership		
		Active Clubs	Clubs in Status Quo	Total Clubs	% Status Quo Clubs in Financial Suspension	New Clubs	Cancelled Clubs	YTD Net Club Gain/Loss	Current Members In Active Clubs	Current Members In Status Quo Clubs	Current Total Members Count	YTD Add	YTD Drop	YTD NetGrowth (includes Active and Status Quo)	YTD NetGrowth% (includes Active and Status Quo)	Member Count 12 Months Ago	Average Member Count Per Club	% of Clubs with less than 20 members	Average Cancelled Club Age	Members Lost Due to Cancelled Clubs	% of Clubs Reporting Service	% No MMR in 3 Months	% No Officer Report in 12 months	% of Clubs with balance 90+ days	Number of Zone Chairs Recorded	Number of Region Chairs Recorded	District Officers Vacancies **
30 M	T(24)	44	0	44	0%	0	0	0	784	0	784	47	64	-17	-2.12%	779	18	61%	0	0	25%	55%	20%	2%	8	0	
30 S	T(24)	37	0	37	0%	0	0	0	730	0	730	36	31	5	0.69%	741	20	70%	0	0	19%	73%	11%	8%	11	0	GST
		81	0	81	0%	0	0	0	1514	0	1514	83	95	-12	-0.79%	1,520	19	65%	0	0	22%	63%	16%	5%	19	0	



District Health Assessment for Multiple District 31 through January 2025

		Clubs							Membership							Member Strength		Cancellation		Reports			Finance	Leadership			
District Name	Status/ Number of Months in Status *	Active Clubs	Clubs in Status Quo	Total Clubs	% Status Quo Clubs in Financial Suspension	New Clubs	Cancelled Clubs	YTD Net Club Gain/Loss	Current Members In Active Clubs	Current Members In Status Quo Clubs	Current Total Members Count	YTD Add	YTD Drop	YTD NetGrowth (includes Active and Status Quo)	YTD NetGrowth% (includes Active and Status Quo)	Member Count 12 Months Ago	Average Member Count Per Club	% of Clubs with less than 20 members	Average Cancelled Club Age	Members Lost Due to Cancelled Clubs	% of Clubs Reporting Service	% No MMR in 3 Months	% No Officer Report in 12 months	% of Clubs with balance 90+ days	Number of Zone Chairs Recorded	Number of Region Chairs Recorded	District Officers Vacancies **
31 L	T(24)	46	0	46	0%	0	0	0	690	0	690	46	44	2	0.29%	700	15	72%	0	0	30%	65%	13%	4%	6	1	
31 I	T(24)	45	0	45	0%	0	0	0	859	0	859	32	57	-25	-2.83%	880	19	60%	0	0	38%	56%	0%	2%	8	0	
31 O	T(24)	52	0	52	0%	0	0	0	1014	0	1014	54	105	-51	-4.79%	1,037	20	58%	0	0	54%	50%	6%	2%	9	0	
31 N	T(24)	50	0	50	0%	0	3	-3	949	0	949	76	83	-7	-0.73%	963	19	72%	83	25	38%	54%	6%	6%	9	2	
31 S	T(24)	44	0	44	0%	0	2	-2	820	0	820	31	90	-59	-6.71%	876	19	59%	8	27	45%	52%	14%	0%	0	0	GLT,GMT,GST
		237	0	237	0%	0	5	-5	4332	0	4332	239	379	-140	-3.13%	4,456	18	64%	53	52	41%	55%	8%	3%	32	3	




District Health Assessment for Multiple District 32 through January 2025

District Name	Status/ Number of Months in Status *	Clubs							Membership							Member Strength		Cancellation		Reports			Finance		Leadership		
		Active Clubs	Clubs in Status Quo	Total Clubs	% Status Quo Clubs in Financial Suspension	New Clubs	Cancelled Clubs	YTD Net Club Gain/Loss	Current Members In Active Clubs	Current Members In Status Quo Clubs	Current Total Members Count	YTD Add	YTD Drop	YTD NetGrowth (includes Active and Status Quo)	YTD NetGrowth% (includes Active and Status Quo)	Member Count 12 Months Ago	Average Member Count Per Club	% of Clubs with less than 20 members	Average Cancelled Club Age	Members Lost Due to Cancelled Clubs	% of Clubs Reporting Service	% No MMR in 3 Months	% No Officer Report in 12 months	% of Clubs with balance 90+ days	Number of Zone Chairs Recorded	Number of Region Chairs Recorded	District Officers Vacancies **
32 C		58	0	58	0%	0	0	0	1349	0	1349	93	127	-34	-2.46%	1,375	23	53%	0	0	62%	48%	7%	2%	7	0	
32 S		55	0	55	0%	0	3	-3	1472	0	1472	115	171	-56	-3.66%	1,556	27	45%	64	51	65%	38%	7%	2%	0	0	
		113	0	113	0%	0	3	-3	2821	0	2821	208	298	-90	-3.09%	2,931	25	50%	64	51	64%	43%	7%	2%	7	0	




District Health Assessment for Multiple District 34 through January 2025

		Clubs							Membership							Member Strength		Cancellation		Reports			Finance	Leadership			
District Name	Status/ Number of Months in Status *	Active Clubs	Clubs in Status Quo	Total Clubs	% Status Quo Clubs in Financial Suspension	New Clubs	Cancelled Clubs	YTD Net Club Gain/Loss	Current Members In Active Clubs	Current Members In Status Quo Clubs	Current Total Members Count	YTD Add	YTD Drop	YTD NetGrowth (includes Active and Status Quo)	YTD NetGrowth% (includes Active and Status Quo)	Member Count 12 Months Ago	Average Member Count Per Club	% of Clubs with less than 20 members	Average Cancelled Club Age	Members Lost Due to Cancelled Clubs	% of Clubs Reporting Service	% No MMR in 3 Months	% No Officer Report in 12 months	% of Clubs with balance 90+ days	Number of Zone Chairs Recorded	Number of Region Chairs Recorded	District Officers Vacancies **
34 A	T(24)	39	0	39	0%	0	0	0	1021	0	1021	84	68	16	1.59%	1,029	26	59%	0	0	90%	54%	0%	0%	9	2	
34 B	T(24)	33	0	33	0%	0	0	0	705	0	705	55	26	29	4.29%	688	21	58%	0	0	97%	64%	0%	3%	8	0	
34 C	T(24)	38	0	38	0%	0	0	0	934	0	934	56	47	9	0.97%	955	25	45%	0	0	42%	66%	5%	8%	6	0	
		110	0	110	0%	0	0	0	2660	0	2660	195	141	54	2.07%	2,672	24	54%	0	0	75%	61%	2%	4%	23	2	




District Health Assessment for Multiple District 35 through January 2025

		Clubs							Membership							Member Strength		Cancellation		Reports			Finance	Leadership			
District Name	Status/ Number of Months in Status *	Active Clubs	Clubs in Status Quo	Total Clubs	% Status Quo Clubs in Financial Suspension	New Clubs	Cancelled Clubs	YTD Net Club Gain/Loss	Current Members In Active Clubs	Current Members In Status Quo Clubs	Current Total Members Count	YTD Add	YTD Drop	YTD NetGrowth (includes Active and Status Quo)	YTD NetGrowth% (includes Active and Status Quo)	Member Count 12 Months Ago	Average Member Count Per Club	% of Clubs with less than 20 members	Average Cancelled Club Age	Members Lost Due to Cancelled Clubs	% of Clubs Reporting Service	% No MMR in 3 Months	% No Officer Report in 12 months	% of Clubs with balance 90+ days	Number of Zone Chairs Recorded	Number of Region Chairs Recorded	District Officers Vacancies **
35 L	T(24)	53	0	53	0%	1	1	0	1063	0	1063	154	156	-2	-0.19%	1,159	20	60%	2	5	68%	25%	8%	2%	6	4	
35 I	T(24)	38	0	38	0%	0	0	0	1038	0	1038	98	81	17	1.67%	1,056	27	42%	0	0	55%	34%	8%	3%	8	2	GST
35 O	T(23)	47	0	47	0%	0	0	0	1135	0	1135	104	116	-12	-1.05%	1,197	24	49%	0	0	68%	43%	9%	6%	7	2	
35 N	T(21)	50	0	50	0%	0	2	-2	1120	0	1120	91	132	-41	-3.53%	1,160	22	62%	52	28	52%	38%	8%	4%	11	2	
		188	0	188	0%	1	3	-2	4356	0	4356	447	485	-38	-0.86%	4,572	23	54%	35	33	61%	35%	8%	4%	32	10	




District Health Assessment for Multiple District 51 through January 2025

 District Name		Clubs							Membership							Member Strength		Cancellation		Reports			Finance	Leadership			
		Status/ Number of Months in Status *	Active Clubs	Clubs in Status Quo	Total Clubs	% Status Quo Clubs in Financial Suspension	New Clubs	Cancelled Clubs	YTD Net Club Gain/ Loss	Current Members In Active Clubs	Current Members In Status Quo Clubs	Current Total Members Count	YTD Add	YTD Drop	YTD NetGrowth (includes Active and Status Quo)	YTD NetGrowth% (includes Active and Status Quo)	Member Count 12 Months Ago	Average Member Count Per Club	% of Clubs with less than 20 members	Average Cancelled Club Age	Members Lost Due to Cancelled Clubs	% of Clubs Reporting Service	% No MMR in 3 Months	% No Officer Report in 12 months	% of Clubs with balance 90+ days	Number of Zone Chairs Recorded	Number of Region Chairs Recorded
51 O			48	0	48	0%	1	2	-1	1904	0	1904	158	153	5	0.26%	1,865	40	19%	71	27	71%	46%	0%	4%	11	4
51 E		T(24)	25	0	25	0%	0	1	-1	624	0	624	23	53	-30	-4.59%	569	25	52%	5	10	60%	56%	12%	20%	5	0
51 C		T(24)	29	0	29	0%	1	0	1	877	0	877	84	59	25	2.93%	818	30	31%	0	0	86%	31%	14%	7%	8	0
			102	0	102	0%	2	3	-1	3405	0	3405	265	265	0	0.00%	3,252	33	30%	49	37	73%	44%	7%	9%	24	4





District Health Assessment for Multiple District 60 through January 2025

	Status/ Number of Months in Status *	Clubs							Membership							Member Strength		Cancellation		Reports			Finance		Leadership		
		Active Clubs	Clubs in Status Quo	Total Clubs	% Status Quo Clubs in Financial Suspension	New Clubs	Cancelled Clubs	YTD Net Club Gain/ Loss	Current Members In Active Clubs	Current Members In Status Quo Clubs	Current Total Members Count	YTD Add	YTD Drop	YTD NetGrowth (includes Active and Status Quo)	YTD NetGrowth% (includes Active and Status Quo)	Member Count 12 Months Ago	Average Member Count Per Club	% of Clubs with less than 20 members	Average Cancelled Club Age	Members Lost Due to Cancelled Clubs	% of Clubs Reporting Service	% No MMR in 3 Months	% No Officer Report in 12 months	% of Clubs with balance 90+ days	Number of Zone Chairs Recorded	Number of Region Chairs Recorded	District Officers Vacancies **
60 A		55	0	55	0%	0	0	0	1608	0	1608	63	67	-4	-0.25%	1,597	29	16%	0	0	98%	42%	2%	7%	8	3	
60 B		56	2	58	0%	0	0	0	1928	34	1962	87	86	1	0.05%	1,998	34	21%	0	0	100%	38%	2%	5%	10	4	
		111	2	113	0%	0	0	0	3536	34	3570	150	153	-3	-0.08%	3,595	32	19%	0	0	99%	40%	2%	6%	18	7	

\* - District Status: P - Provisional, T - Transitional.  
\*\* - District Officers Vacancies: DG - District Governor, 1st VDG - First Vice District Governor, 2nd VDG - Second Vice District Governor.